

Peterborough

COVID-19 Poll

Ontario Council of Hospital Unions

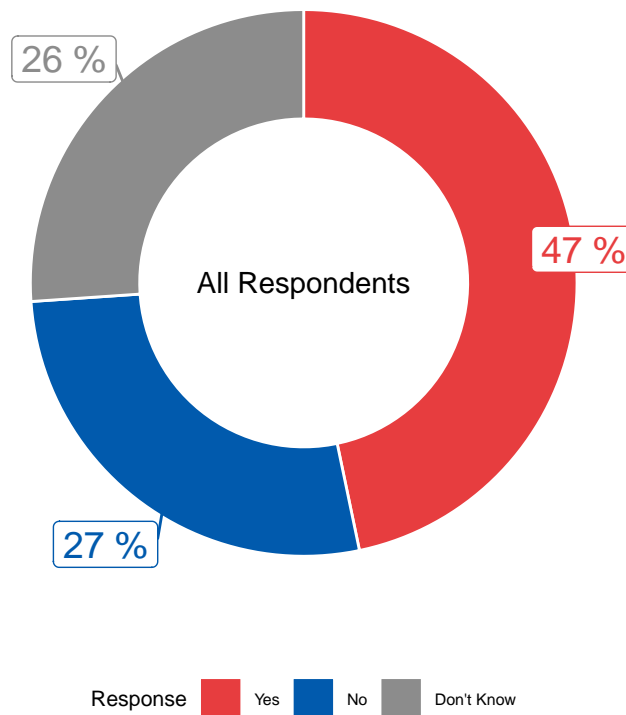
Methodology

The analysis in this report is based on results of a survey conducted by Public Polling on behalf of CUPE from May 4th-5th, 2020 among a sample of 590 adults, 18 years of age or older, living in Peterborough, Lindsay, and the Kawartha Lakes Region. The survey was conducted using automated telephone interviews (Smart IVR). Respondents were interviewed on landlines and cellular phones. The survey is intended to represent the adult population in these three cities.

The margin of error for the poll is +/- 4.03% at the 95% confidence level. Margins of error are higher in each subsample.

Totals may not add up 100% due to rounding.

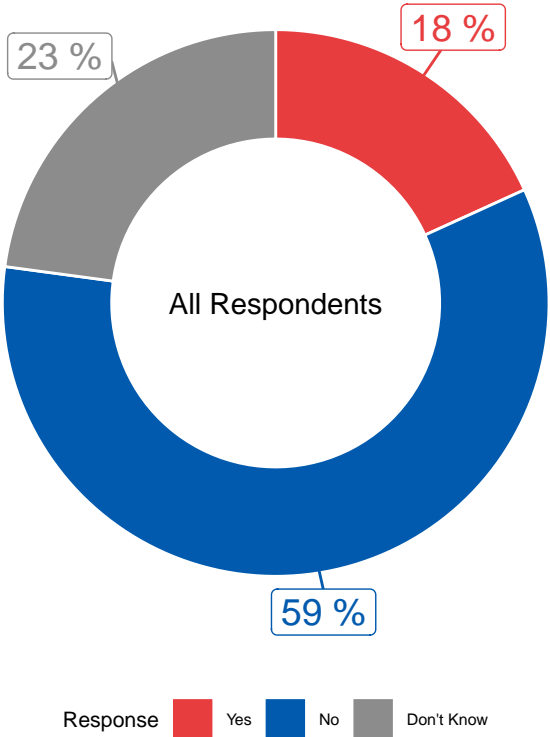
1. Currently there are beds available in Ontario hospitals. Do you think that the government should move long-term care residents ill with Covid-19 symptoms to hospital for treatment and to protect other residents?



broken out by age and gender

	Total	Gender			Age					
		Male	Female	Other	<24	25-34	35-44	45-54	55-64	65+
Yes	46.7%	43.5%	52.3%	22.2%	47.5%	39.6%	39.5%	43%	54.1%	54.7%
No	27.2%	32.5%	22.9%	11.3%	25.1%	32.8%	26.6%	32.5%	25.8%	20.9%
Don't Know	26.1%	24%	24.9%	66.5%	27.5%	27.6%	33.8%	24.6%	20.1%	24.4%
Unweighted Frequency	590	213	362	15	10	16	34	47	143	340
Weighted Frequency	590	292	274	24	67	95	94	109	101	124

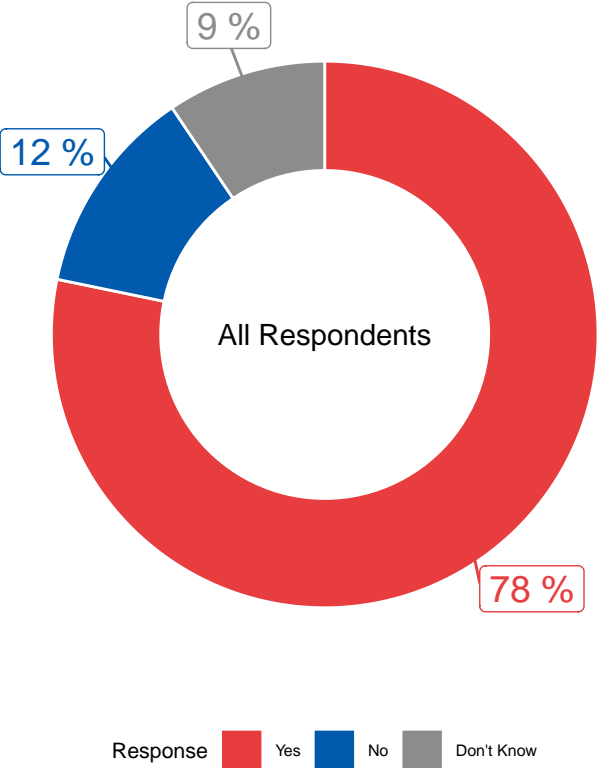
2. Ontario hospital and long-term care homes have been unable to provide personal protective equipment (PPE) like masks to their staff due to shortages. Do you think the provincial government planned properly for this pandemic?



broken out by age and gender

	Gender				Age					
	Total	Male	Female	Other	<24	25-34	35-44	45-54	55-64	65+
Yes	18.2%	25.3%	9.8%	27.4%	12.5%	22.5%	22.7%	25.7%	11.9%	13.1%
No	58.9%	52.6%	67.2%	40.7%	52.5%	53.4%	63.6%	52.5%	62.9%	65.6%
Don't Know	22.9%	22.1%	22.9%	31.9%	34.9%	24.1%	13.7%	21.8%	25.2%	21.4%
Unweighted Frequency	590	213	362	15	10	16	34	47	143	340
Weighted Frequency	590	292	274	24	67	95	94	109	101	124

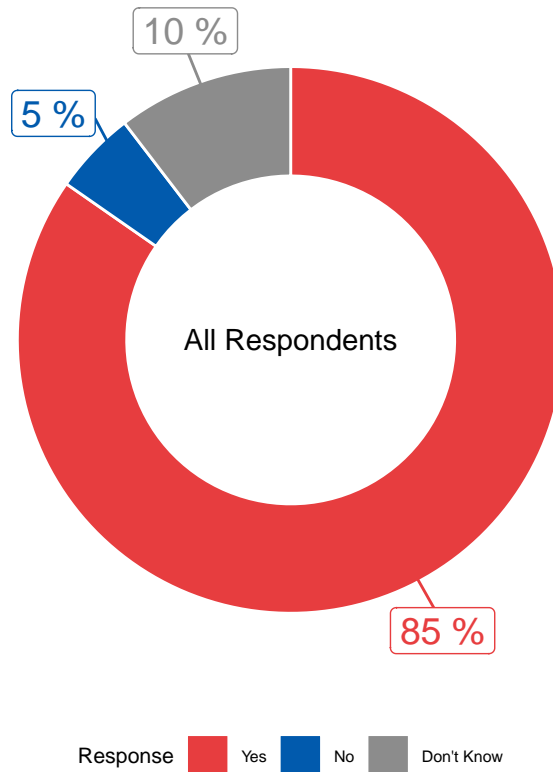
3. As of May 2, 2,540 Ontario health care workers have Covid-19. Health care workers say they do not have access to the equipment they need to work safely. Do you think that the Ontario government needs to toughen its standards for protecting health care staff at work?



broken out by age and gender

	Total	Gender			Age					
		Male	Female	Other	<24	25-34	35-44	45-54	55-64	65+
Yes	78.2%	73.2%	83.6%	79.1%	87.5%	75.9%	70.8%	67%	82.7%	87%
No	12.3%	16.4%	8.2%	10.1%	0%	19%	16.2%	25.2%	5.8%	4.8%
Don't Know	9.4%	10.5%	8.2%	10.8%	12.5%	5.1%	12.9%	7.8%	11.5%	8.1%
Unweighted Frequency	590	213	362	15	10	16	34	47	143	340
Weighted Frequency	590	292	274	24	67	95	94	109	101	124

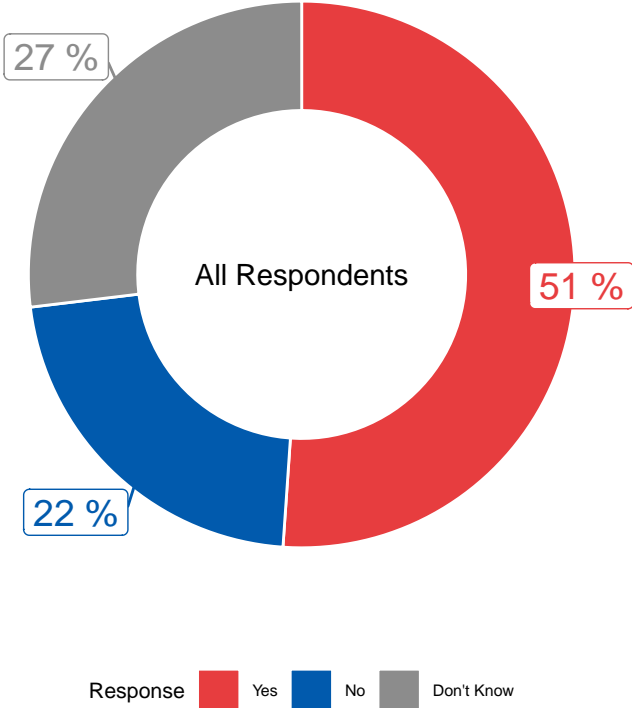
4. Effective masks, particularly N95s, are in short supply for health care workers. Do you support the Ontario government using its emergency powers to order Ontario industry to make this equipment?



broken out by age and gender

	Total	Gender			Age					
		Male	Female	Other	<24	25-34	35-44	45-54	55-64	65+
Yes	84.7%	86.6%	85.2%	55.6%	65.1%	86.2%	93.5%	84.4%	86.4%	86.2%
No	4.9%	6%	3.8%	4.8%	0%	8.7%	4.1%	6.7%	4.1%	4.4%
Don't Know	10.4%	7.5%	11%	39.6%	34.9%	5.1%	2.4%	8.9%	9.4%	9.4%
Unweighted Frequency	590	213	362	15	10	16	34	47	143	340
Weighted Frequency	590	292	274	24	67	95	94	109	101	124

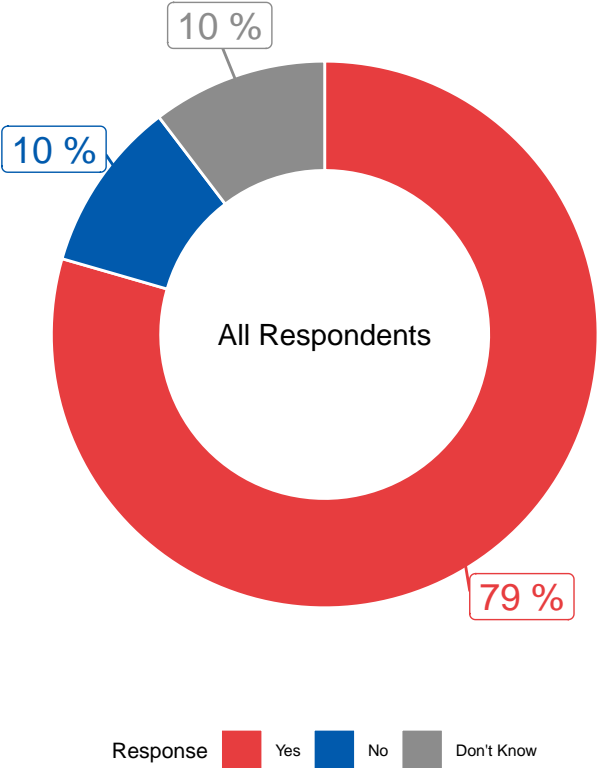
5. Ontario health care workers have had their workplace contracts governing job security, scheduling and contracting out overridden by provincial emergency orders. This has not happened in many other provinces. Do you think health care staff should have their protections back?



broken out by age and gender

	Total	Gender			Age					
		Male	Female	Other	<24	25-34	35-44	45-54	55-64	65+
Yes	51.1%	45.1%	58.6%	37.6%	14.9%	60.4%	45.1%	53%	59%	59.9%
No	22%	31.1%	13.3%	11.3%	37.6%	24.1%	23.4%	27.5%	14.3%	12.2%
Don't Know	26.9%	23.8%	28.1%	51.1%	47.5%	15.4%	31.4%	19.6%	26.7%	27.9%
Unweighted Frequency	590	213	362	15	10	16	34	47	143	340
Weighted Frequency	590	292	274	24	67	95	94	109	101	124

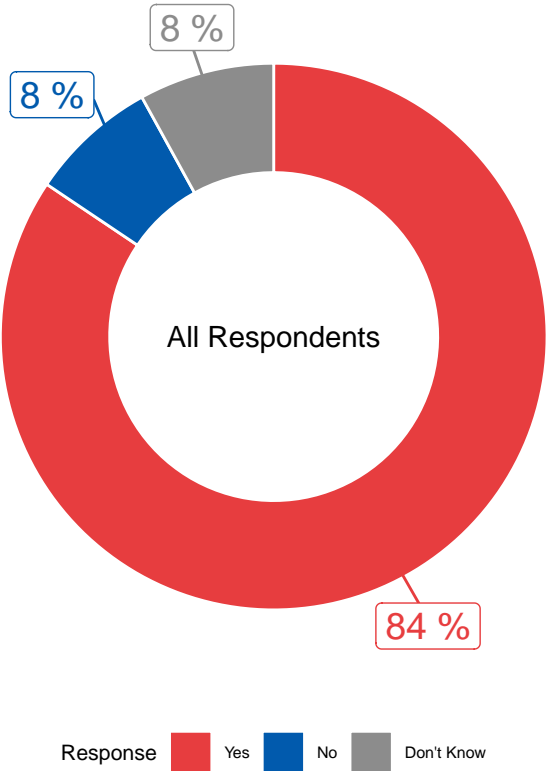
6. Ontario tests about 14,000 people a day for Covid-19 in a province with almost 15,000,000 people. Other countries with aggressive testing have fewer deaths. Would you like to see Ontario significantly increased testing?



broken out by age and gender

	Total	Gender			Age					
		Male	Female	Other	<24	25-34	35-44	45-54	55-64	65+
Yes	79.5%	76.3%	85.7%	47.2%	60%	94.9%	78.2%	73.2%	76.6%	87%
No	10.2%	14.5%	5.6%	10.1%	12.5%	0%	10.5%	19.6%	12.8%	5.9%
Don't Know	10.4%	9.3%	8.8%	42.6%	27.5%	5.1%	11.3%	7.3%	10.5%	7%
Unweighted Frequency	590	213	362	15	10	16	34	47	143	340
Weighted Frequency	590	292	274	24	67	95	94	109	101	124

7. Outbreaks may occur in hospitals and homes if workers unknowingly bring Covid-19 into the facilities. Do you think all hospital patients and staff should be tested for Covid-19?



broken out by age and gender

	Total	Gender			Age					
		Male	Female	Other	<24	25-34	35-44	45-54	55-64	65+
Yes	84.4%	84%	87.8%	49.6%	80%	100%	77.4%	72.6%	83.4%	91.3%
No	7.6%	7.7%	7.2%	10.1%	0%	0%	12.9%	20.1%	8.1%	2%
Don't Know	8%	8.3%	4.9%	40.3%	20%	0%	9.6%	7.3%	8.5%	6.7%
Unweighted Frequency	590	213	362	15	10	16	34	47	143	340
Weighted Frequency	590	292	274	24	67	95	94	109	101	124