

# Global trends in antimicrobial use in food animals

Thomas P. Van Boeckel<sup>a,1</sup>, Charles Brower<sup>b</sup>, Marius Gilbert<sup>c,d</sup>, Bryan T. Grenfell<sup>a,e,f</sup>, Simon A. Levin<sup>a,g,h,1</sup>, Timothy P. Robinson<sup>i</sup>, Aude Teillant<sup>a,e</sup>, and Ramanan Laxminarayan<sup>b,e,j,1</sup>

<sup>a</sup>Department of Ecology and Evolutionary Biology, Princeton University, Princeton, NJ 08544; <sup>b</sup>Center for Disease Dynamics, Economics & Policy, Washington, DC 20036; <sup>c</sup>Universite Libre de Bruxelles, B1050 Brussels, Belgium; <sup>d</sup>Fonds National de la Recherche Scientifique, B1000 Brussels, Belgium; <sup>e</sup>Princeton Environmental Institute, Princeton, NJ 08544; <sup>f</sup>Fogarty International Center, National Institutes of Health, Bethesda, MD 20892; <sup>g</sup>Beijing Institute of Ecological Economics, 10405 Stockholm, Sweden; <sup>h</sup>Resources for the Future, Washington, DC 20036; <sup>i</sup>International Livestock Research Institute, 00100 Nairobi, Kenya; and <sup>j</sup>Public Health Foundation of India, New Delhi 110070, India

Contributed by Simon A. Levin, February 18, 2015 (sent for review November 21, 2014; reviewed by Delia Grace and Lance B. Price)

**Demand for animal protein for human consumption is rising globally at an unprecedented rate. Modern animal production practices are associated with regular use of antimicrobials, potentially increasing selection pressure on bacteria to become resistant. Despite the significant potential consequences for antimicrobial resistance, there has been no quantitative measurement of global antimicrobial consumption by livestock. We address this gap by using Bayesian statistical models combining maps of livestock densities, economic projections of demand for meat products, and current estimates of antimicrobial consumption in high-income countries to map antimicrobial use in food animals for 2010 and 2030. We estimate that the global average annual consumption of antimicrobials per kilogram of animal produced was 45 mg·kg<sup>-1</sup>, 148 mg·kg<sup>-1</sup>, and 172 mg·kg<sup>-1</sup> for cattle, chicken, and pigs, respectively. Starting from this baseline, we estimate that between 2010 and 2030, the global consumption of antimicrobials will increase by 67%, from 63,151 ± 1,560 tons to 105,596 ± 3,605 tons. Up to a third of the increase in consumption in livestock between 2010 and 2030 is imputable to shifting production practices in middle-income countries where extensive farming systems will be replaced by large-scale intensive farming operations that routinely use antimicrobials in subtherapeutic doses. For Brazil, Russia, India, China, and South Africa, the increase in antimicrobial consumption will be 99%, up to seven times the projected population growth in this group of countries. Better understanding of the consequences of the uninhibited growth in veterinary antimicrobial consumption is needed to assess its potential effects on animal and human health.**

antimicrobials | livestock | mapping | drug resistance | linear regression

Antimicrobials are widely used for disease prevention and growth promotion in food animals. In the United States, antimicrobial use in food animals is estimated to account for ~80% of the nation's annual antimicrobial consumption (1), a significant fraction of which involves antimicrobials that are important in human medicine in the treatment of common infections and also necessary to perform medical procedures such as major surgeries, organ transplantation, and chemotherapy (2).

This widespread use of antimicrobials in livestock contributes—by means of natural selection—to the emergence of antimicrobial-resistant bacteria (ARBs) and has significant public health implications: ARBs of animal origin can be transmitted to humans through the environment (3) and food products (4) and to agricultural workers by direct contact (5). Although direct causality is difficult to establish because of the ecological nature of antibiotic selection pressure, studies have shown a close association between the prevalence of livestock-associated ARBs in animals and in humans (6), as well as between the levels of antimicrobial use in animals at a population level, and the prevalence of ARBs in animals (7) and in humans (8). A recent study from seven European countries (Norway, Sweden, Denmark, Austria, Switzerland, The Netherlands, and Belgium) showed a strong correlation between consumption levels for eight classes of antimicrobials (9) and the prevalence of antimicrobial-resistant commensal *Escherichia*

*coli* in pigs, poultry, and cattle. Several works additionally suggested that repeated exposure to low doses of antimicrobial agents—the context in which growth-promoting antimicrobials and prophylactic are administered—creates ideal conditions for the emergence and spread of ARBs in animals (10).

In low- and middle-income countries, rising incomes have driven an unprecedented growth in demand for animal protein (11) and, as a result, the global biomass of animals raised for food now exceeds the global biomass of humans (12). In Asia, daily animal protein intake grew from 7 grams per capita per day to 25 grams per capita per day (12) between 1960 and 2013 while the proportion of the diet coming from rice and wheat progressively decreased, primarily among higher-income adults (13). To meet this demand, countries such as Brazil, Russia, India, China, and South Africa (BRICS) have shifted toward highly cost-efficient and vertically integrated intensive livestock production systems. Because these production systems necessitate antimicrobials to keep animals healthy and maintain productivity, rising incomes in transitioning countries are effectively driving an increase in antimicrobial consumption and thereby antimicrobial resistance. Meanwhile, multiresistant ARBs have been isolated in food animals in BRICS countries (14, 15) and throughout the developing world where the use of antimicrobials for growth promotion remains largely unregulated (16).

The challenges of the nutritional transition to animal protein-based diets and the rise of antimicrobial resistance are thus closely linked: The use of antimicrobials as growth promoters

## Significance

**Antimicrobials are used in livestock production to maintain health and productivity. These practices contribute to the spread of drug-resistant pathogens in both livestock and humans, posing a significant public health threat. We present the first global map (228 countries) of antibiotic consumption in livestock and conservatively estimate the total consumption in 2010 at 63,151 tons. We project that antimicrobial consumption will rise by 67% by 2030, and nearly double in Brazil, Russia, India, China, and South Africa. This rise is likely to be driven by the growth in consumer demand for livestock products in middle-income countries and a shift to large-scale farms where antimicrobials are used routinely. Our findings call for initiatives to preserve antibiotic effectiveness while simultaneously ensuring food security in low- and lower-middle-income countries.**

Author contributions: T.P.V.B. and R.L. designed research; T.P.V.B., C.B., and A.T. performed research; C.B. and M.G. contributed new reagents/analytic tools; T.P.V.B. and A.T. analyzed data; and T.P.V.B., C.B., M.G., B.T.G., S.A.L., T.P.R., A.T., and R.L. wrote the paper.

Reviewers: D.G., International Livestock Research Institute; and L.B.P., Translational Genomics Research Institute.

The authors declare no conflict of interest.

<sup>1</sup>To whom correspondence may be addressed. Email: thomas.van.boeckel@gmail.com, slevin@princeton.edu, or ramanan@cddep.org.

This article contains supporting information online at [www.pnas.org/lookup/suppl/doi:10.1073/pnas.1503141112/-DCSupplemental](http://www.pnas.org/lookup/suppl/doi:10.1073/pnas.1503141112/-DCSupplemental).

and therapeutics to support the growing demand for meat is placing ever greater selection pressure for resistant strains of bacteria to evolve. Whereas trends in antibiotic consumption in humans are now being tracked in most high-income and some middle-income countries through databases on antibiotic sales (17, 18), antimicrobial consumption in livestock has received comparatively little attention. Expert opinion suggests that global consumption of antimicrobials in animals is twice that of humans (19). However, the underlying data from the veterinary sector supporting these claims are weak and lack standardization. Without reliable evidence to estimate global antimicrobial consumption in livestock, the links between antimicrobial consumption and resistance patterns are poorly quantified, and efforts and policies to optimize antibiotic use in animals are poorly targeted.

This study addresses these gaps in our understanding of antimicrobial use in animals. We use statistical models combining maps of livestock densities and reports of antimicrobial consumption in high-income countries to estimate and map the global consumption of antimicrobials in food animals for 2010. We then project antimicrobial consumption trends for the year 2030 based on growth projections of the consumption of livestock products.

## Results

**Overall Antimicrobial Consumption Trends.** Global consumption of antimicrobials in food animal production was estimated at 63,151 ( $\pm 1,560$ ) tons in 2010 and is projected to rise by 67%, to 105,596 ( $\pm 3,605$ ) tons, by 2030. Two thirds (66%) of the global increase (67%) in antimicrobial consumption is due to the growing number of animals raised for food production. The remaining third (34%) is imputable to a shift in farming practices, with a larger proportion of animals projected to be raised in intensive farming systems by 2030. In Asia alone, as much as 46% of the increase in antimicrobial consumption by 2030 is likely due to shifts in production systems. By 2030, antimicrobial consumption in Asia is projected to be 51,851 tons, representing 82% of the current global antimicrobial consumption in food animals in 2010.

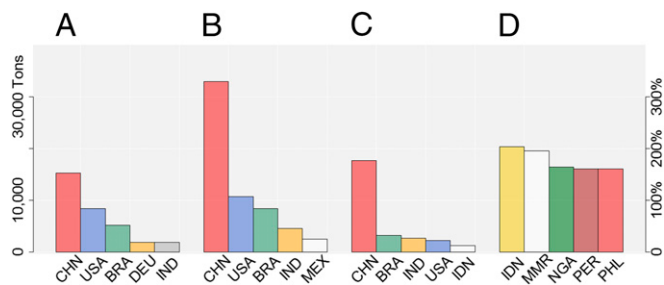
In 2010, the five countries with the largest shares of global antimicrobial consumption in food animal production were China (23%), the United States (13%), Brazil (9%), India (3%), and Germany (3%) (Fig. 1). By 2030, this ranking is projected to be China (30%), the United States (10%), Brazil (8%), India (4%), and Mexico (2%). Among the 50 countries with the largest amounts of antimicrobials used in livestock in 2010, the five countries with the greatest projected percentage increases in antimicrobial consumption by 2030 are likely to be Myanmar (205%), Indonesia (202%), Nigeria (163%), Peru (160%), and Vietnam (157%). China and Brazil are among the largest consumers of antimicrobials currently but are not the countries with

the most rapid projected increases in antimicrobial consumption. This indicates that these two countries have already initiated a shift toward more intensified livestock production systems using antimicrobials to maintain animal health and increase productivity. Antimicrobial consumption for animals in the BRICS countries is expected to grow by 99% by 2030, whereas their human populations are only expected to grow by 13% over the same period (20).

**Consumption by Type of Livestock.** The global estimates of antimicrobial consumption presented in this study are based on species-specific coefficients of antimicrobial consumption per population correction unit (PCU). Using a Bayesian regression framework, we estimated the posteriors distributions for these coefficients for intensively farmed animals (Fig. 2). The mean of the posterior for antimicrobial consumption in cattle was generally lower (45 mg/PCU) than for chickens (148 mg/PCU) and pigs (172 mg/PCU). The difference in Bayes' factors between a complete regression model including cattle, chickens, and pigs and regression models including two types of animals were, respectively, 1.32 for a model including just chicken and pigs, 78 for a model including just cattle and pigs, and  $1.72 \times 10^9$  for a model including just cattle and chickens. This indicates that dropping chicken and pigs from the regression models resulted in a significant loss of predictive power to estimate the overall antimicrobial consumption, and that the number of pig PCUs best explained the differences in overall antimicrobial consumption between countries. The higher dispersion of the posterior distribution of chicken production compared with that of pig production suggests that intensive chicken production showed a wider range of intensity of antimicrobial use across countries than did pork production.

**Geographical Patterns.** Antimicrobial consumption displayed important geographic heterogeneity across continents. In South and Southeast Asia, antimicrobial consumption hotspots include the southeast coast of China, Guangdong and Sichuan provinces, (Fig. 3, *Top*), the Red River delta in Vietnam, the northern suburbs of Bangkok, and the south coast of India and the cities of Mumbai and Delhi. In the Americas, the highest consumption of antimicrobials was observed in the south of Brazil, the suburbs of Mexico City, and midwestern and southern United States. The only notable hotspots of antimicrobial consumption in Africa were the Nile delta and the city of Johannesburg and its surrounding townships. The uncertainty bounds associated with the spatial predictions of antimicrobial consumption are presented in Fig. 3 (*Bottom*). In general, the SDs of the coefficients of antimicrobial consumption per PCU were moderate in regions where intensive farming practices are common and food animals are densely populated. Higher uncertainty in the model prediction was observed in Central Asia, Ethiopia, Canada, and eastern India, for example.

When disaggregated by food animal species, the geographical distributions of antimicrobial consumption display distinct spatial patterns according to regional production patterns. Fig. S1 shows these patterns within the European Union. Most of the antimicrobial consumption associated with chicken production is found in Flanders (Belgium), The Netherlands, the British Midlands, Brittany (France), and the Po Valley (Italy). Consumption in pork production is largely concentrated in northern Germany, Denmark, The Netherlands, northern France, northern Belgium, Madrid and the autonomous region of Cataluña in Spain, and the Po Valley. Comparatively, the geographic intensity of antimicrobial consumption in cattle production was low across Europe because of the lower use of antimicrobials per PCU and the lower animal densities characteristic of cattle, compared with chicken and pig.



**Fig. 1.** (A) Largest five consumers of antimicrobials in livestock in 2010. (B) Largest five consumers of antimicrobials in livestock in 2030 (projected). (C) Largest Increase in antimicrobial consumption between 2010 and 2030. (D) Largest relative increase in antimicrobial consumption between 2010 and 2030. CHN, China; USA, United States; BRA, Brazil; DEU, Germany; IND, India; MEX, Mexico; IDN, Indonesia; MMR, Myanmar; NGA, Nigeria; PER, Peru; PHL, Philippines.

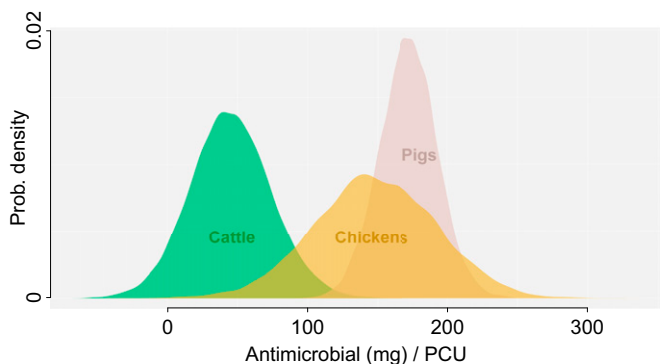


Fig. 2. Posterior distributions for estimates of antimicrobial consumption in cattle, chickens, and pigs in OECD countries.

In Asia, antimicrobial consumption in chicken and pigs is expected to grow by 129% and 124%, respectively, by 2030 (Fig. 4). However, the total acreage of areas where antimicrobial consumption is currently greater than  $30 \text{ kg}\cdot\text{km}^{-2}$  will grow by 4% for pork and 143% for chicken. This has potentially important logistical implications for surveillance programs to track the emergence of ARBs over larger portions of land. The extreme growth in consumption for chickens is primarily the result of the expansion of this sector in India alone, where areas of high consumption ( $30 \text{ kg}\cdot\text{km}^{-2}$ ) are expected to grow 312% by 2030.

## Discussion

In this study, we use statistical models to map the global consumption of antimicrobials in food animals for 2010 and 2030. This is the first study that we are aware of that attempts to quantify antimicrobial consumption in food animals at a global scale.

As with any model-based study, our analysis is subject to assumptions and limitations. Data on antimicrobial use in livestock are scarce, stemming from both the lack of publicly funded surveillance systems and the reluctance of food animal producers, animal feed producers, and veterinary pharmaceutical companies to provide comprehensive reports of antimicrobial consumption or sales. For this study, estimates of antimicrobial consumption could be obtained for only 32 countries, all of which were high income. These data were first interpolated among other high-income countries and subsequently extrapolated to estimate antimicrobial consumption in intensive production systems of low- and middle-income countries. This modeling strategy was necessarily chosen as a result of the lack of systematic and reliable reports on antimicrobial sales in middle- and low-income countries. The underlying assumption implicit to this modeling strategy is that because they are highly standardized, intensive farming operations use similar quantities of antimicrobials across high-, middle-, and low-income countries. Additionally, several European countries used to train the statistical model have experienced declining sales of antimicrobials for animal consumption, ranging from 0.4% to 28% between 2010 and 2011 (21), and several Organization for Economic Co-operation and Development (OECD) countries are currently engaged in initiatives aiming at reducing antibiotic use in livestock production (22). Additionally, patterns of antimicrobial consumption in middle-income and high-income countries differ in many respects. In most instances, the absence of clear legislative framework on the use of antimicrobials in livestock production in most middle- and low-income countries may result in increased irrational consumption. Our estimates of antibiotic consumption in 2010 may thus represent an overestimation of the current consumption levels. However, several of our assumptions may also result in underestimating the global antimicrobial consumption. First, among the countries used to train the statistical models, 25 are subject to

a ban on antimicrobial use for growth promotion, and two are subject to a partial ban (Australia and New Zealand) (16). Second, the United States, where withdrawal of antimicrobials for growth promotion is voluntary, was excluded from the model-fitting procedure to prevent its comparatively larger statistical weight from artificially increasing the significance of the linear regression. Individual US state estimates could have helped overcome these issues, but these were not available. As a result, we likely underestimate consumption of antimicrobials in livestock in the United States. Additionally, because this information was missing in the majority of countries used to train the statistical models, this study does not evaluate antimicrobial consumption on a compound-specific basis. Finally, the total volume figures do not account for choices of drugs, potential differences in drug potencies, resistance selection pressures, or use for treatment in human medicine. A potential caveat of this study is that ionophores—compounds that are used only in animals—are reflected in our estimates of the global antimicrobial consumption because these are generally pooled with medically important antimicrobials in national reports of total antimicrobial sales. As a result, our estimates of antimicrobial consumption may not always reflect differences in exposures to antimicrobials among countries.

The introduction of a binary distinction between extensively and intensively raised livestock masks a variety of production processes prevalent globally but is relatively well documented for poultry production systems in Asia (Fig. S2) (23) and was recently validated for Thailand (24). For pigs, production systems of intermediate size (semiintensive) may represent a nonnegligible share of production, but these were not treated as an individual category for this study. Our simplifications were chosen over more speculative and arbitrary modeling assumptions that could have introduced additional uncertainty and potentially affected the projected trends for growth in antimicrobial consumption. The estimates presented in this study should therefore be seen as conservative estimates of antimicrobial consumption in food production, barring major changes in the global regulatory framework of these substances over the next 2 decades.

Globally, intensive livestock farming has increased food production at a low cost per unit produced, but perhaps at an unrecognized price paid in increased antimicrobial resistance. Linking antimicrobial consumption in animals to drug-resistant infections of humans is inherently complex owing to the ecological nature of the selection pressure for drug-resistant pathogens as well as the existence of indirect routes of transmission through the environment. However, in recent years, a growing body of

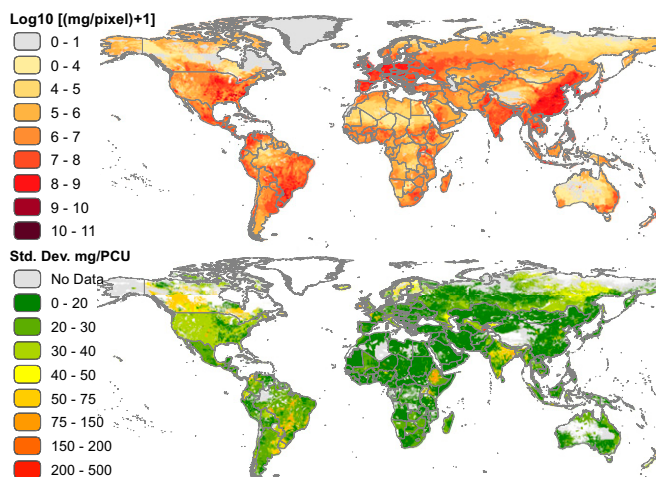
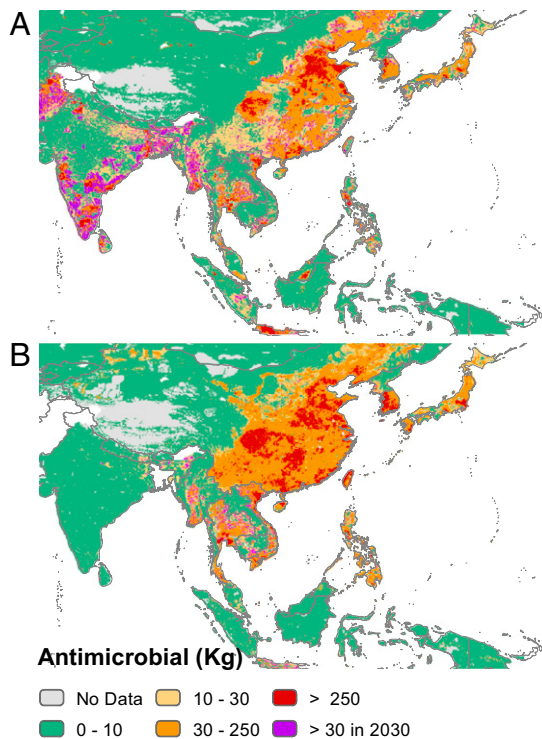


Fig. 3. Global antimicrobial consumption in livestock in milligrams per  $10 \text{ km}^2$  pixels (Top) and average SD of estimates of milligrams per PCU (Bottom).



**Fig. 4.** Antimicrobial consumption in chickens (A) and pigs (B) in 2010. Purple indicates new areas where antimicrobial consumption will exceed 30 kg per 10 km<sup>2</sup> by 2030.

evidence has accumulated that strengthens the hypothesis that the routine (25) use of antimicrobials in intensive animal production systems constitutes a waste of natural resources (26)—antimicrobial effectiveness—that is of crucial importance in human medicine. Intensive farming practices have not only been associated with antimicrobial resistance in animals, humans, and meat but also with numerous other livestock diseases such as highly pathogenic avian influenza H5N1 (27) and porcine reproductive and respiratory syndrome (28). Beyond animal health and antimicrobial resistance, other negative externalities associated with poorly regulated intensive farming include water and soil pollution (29), loss of biodiversity (30), and decline of meat nutritional quality (31). All of these have severe consequences that potentially outweigh long-term benefits of increased productivity.

Mapping the antimicrobial consumption in livestock provides a baseline estimate of its global importance. Similar mapping exercises have been conducted for other major public health issues, such as malaria (32) or tuberculosis (33). Leading a comparable initiative for antimicrobial consumption provides several insights. First, it provides an objective data-driven estimate of the potential magnitude of antimicrobial consumption at the global scale, whereas previous estimates were based on expert opinions (34). Second, it identifies regions at higher risk of emergence of drug-resistant pathogens—places where surveillance and intervention efforts should be targeted. Third, this baseline estimate can be used to evaluate the progress (35) of future antimicrobial stewardship efforts. Finally, this approach can be adapted to predict antimicrobial consumption in the future using updated maps of livestock, and thus continuously update projections for the evolution of antimicrobial resistance in livestock and humans.

If regulatory action is not taken, our projections suggest that global antimicrobial consumption in food animals will grow by at least 67% by 2030. This corresponds to a compound annual

growth rate of 2.60%, a rate comparable to the compound annual growth rate for consumption of antibiotics in humans for the period 2000–2010 (2.84%) (18) but almost threefold the projected annual growth rate of the human population (0.98%) from 2010 to 2030. In 2001, Wise estimated the annual antimicrobial market at 100,000–200,000 tons (34), but Wise's methodology is unknown to us. Under the plausible hypothesis that global human antimicrobial consumption is likely smaller or at best equivalent to animal consumption, and that human consumption grew by 36% between 2000 and 2010 (17), we find that our estimate for antimicrobial consumption in 2010 (63,151 tons) is surprisingly consistent with the expert opinion estimate (34). Finally, up to one third of the increase in antimicrobial consumption in animals between 2010 and 2030 will be imputable to a shift toward intensive production systems where antimicrobials are used routinely in subtherapeutic doses for disease prevention and growth promotion, rather than for disease treatment (16, 36, 37).

In 2010, China was the largest antimicrobial consumer for livestock, and we estimate that its livestock industry will use up to 30% of the global antimicrobial production by 2030. Another country contributing to a large share of the overall growth in antimicrobial consumption in food animals, if current trends continue, is India—a country already confronted with antibiotic overuse in human medicine and an extremely high (and increasing) prevalence of ARBs (e.g., ~95% of adults in India carry bacteria resistant to  $\beta$ -lactam antimicrobials) (38). Widespread resistance may be more consequential for India than for other countries because India's bacterial disease burden is among the highest in the world, and therefore antimicrobials play a critical role in limiting morbidity and mortality (39). Currently, India has no regulatory provisions for the use of antimicrobials in cattle, chicken, and pigs raised for domestic consumption, nor do the majority of middle-income countries for which substantial growth in antimicrobial consumption over the next 15 y is predicted (16). Recent studies in various regions of India have discovered antimicrobial residues in food animal products (such as chicken meat and milk) (40), indicating that antibiotic use in food animal production is widespread and current regulation is nonexistent for domestic production. Limiting antimicrobial consumption in both humans and livestock may present a formidable challenge for Indian public health authorities, but it might also be an opportunity for the country to take a regional lead in tackling this problem. For instance, neighbors such as Pakistan, Bangladesh, Nepal, and Sri Lanka are likely to be guided and influenced by regulatory action in India, given the interconnectedness of the region's pharmaceutical commerce (41).

The role of aquaculture has not been investigated in the present study. However, this industry may represent a large share of the antimicrobial consumption for an increasing number of countries in Southeast Asia. For instance, studies of antimicrobial consumption in fish farming in Chile (42) and shrimp farming in Vietnam (43) demonstrate that aquaculture is associated with extremely high rates of antimicrobial consumption per PCU [up to 1,400 mg/PCU reported for salmon farming in Chile (42)]. As the aquaculture industry grows (44) and shifts toward more-efficient production systems, it could constitute a major source of antimicrobial contamination of the aquatic environment over the coming decades.

The analysis presented here is based on the very limited available evidence on antimicrobial consumption in livestock production. We provide somewhat crude estimates of present and projected antimicrobial consumption in food animals in 2030. Our estimates of absolute values for the global antimicrobial consumption should therefore be viewed with caution. Antimicrobial consumption levels in middle- and low-income countries were extrapolated from consumption levels in intensive production systems in high-income countries. This methodology may result in significant uncertainties when evaluating the global



The proportion of animals raised in extensive production systems was calculated by replacing the current GDP values in the model by those of the year 2030, obtained from linear projection of GDP estimates from the International Monetary Fund for the period 1980–2018. For cattle, in the absence of reliable global estimates for shift in production structure, the proportion of animals raised extensively and intensively was assumed to be identical for 2010 and 2030. All maps were resampled at 0.08333 decimal degree resolution (~10 kilometers at the equator).

- Food and Drug Administration (2010) *CVM Updates - CVM Reports on Antimicrobials Sold or Distributed for Food-Producing Animals* (Food Drug Admin, Silver Spring, MD). Available at [www.fda.gov/AnimalVeterinary/NewsEvents/CVMUpdates/ucm236143.htm](http://www.fda.gov/AnimalVeterinary/NewsEvents/CVMUpdates/ucm236143.htm). Accessed March 10, 2015.
- Laxminarayan R, et al. (2013) Antibiotic resistance—the need for global solutions. *Lancet Infect Dis* 13(12):1057–1098.
- Graham JP, Evans SL, Price LB, Silbergeld EK (2009) Fate of antimicrobial-resistant enterococci and staphylococci and resistance determinants in stored poultry litter. *Environ Res* 109(6):682–689.
- Price LB, Johnson E, Vailes R, Silbergeld E (2005) Fluoroquinolone-resistant *Campylobacter* isolates from conventional and antibiotic-free chicken products. *Environ Health Perspect* 113(5):557–560.
- Smith TC, et al. (2013) Methicillin-resistant *Staphylococcus aureus* in pigs and farm workers on conventional and antibiotic-free swine farms in the USA. *PLoS ONE* 8(5): e63704.
- Vieira AR, et al. (2011) Association between antimicrobial resistance in *Escherichia coli* isolates from food animals and blood stream isolates from humans in Europe: An ecological study. *Foodborne Pathog Dis* 8(12):1295–1301.
- Aarestrup FM (2005) Veterinary drug usage and antimicrobial resistance in bacteria of animal origin. *Basic Clin Pharmacol Toxicol* 96(4):271–281.
- Schwarz S, Kehrenberg C, Walsh TR (2001) Use of antimicrobial agents in veterinary medicine and food animal production. *Int J Antimicrob Agents* 17(6):431–437.
- Chantziaras I, Boyen F, Callens B, Dewulf J (2014) Correlation between veterinary antimicrobial use and antimicrobial resistance in food-producing animals: A report on seven countries. *J Antimicrob Chemother* 69(3):827–834.
- You Y, Silbergeld EK (2014) Learning from agriculture: Understanding low-dose antimicrobials as drivers of resistance expansion. *Front Microbiol* 5:284.
- Tilman D, Balzer C, Hill J, Befort BL (2011) Global food demand and the sustainable intensification of agriculture. *Proc Natl Acad Sci USA* 108(50):20260–20264.
- FAOSTAT. Available at [faostat.fao.org](http://faostat.fao.org). Accessed March 10, 2015.
- Guo X, Mroz TA, Popkin BM, Zhai F (2000) Structural change in the impact of income on food consumption in China, 1989–1993. *Econ Dev Cult Change* 48(4):737–760.
- Silva NCC, et al. (2013) Molecular characterization and clonal diversity of methicillin-susceptible *Staphylococcus aureus* in milk of cows with mastitis in Brazil. *J Dairy Sci* 96(11):6856–6862.
- Zhu Y-G, et al. (2013) Diverse and abundant antibiotic resistance genes in Chinese swine farms. *Proc Natl Acad Sci USA* 110(9):3435–3440.
- Maron DF, Smith TJ, Nachman KE (2013) Restrictions on antimicrobial use in food animal production: An international regulatory and economic survey. *Global Health* 9:48.
- Goossens H, Ferech M, Vander Stichele R, Elsevier M; ESAC Project Group (2005) Outpatient antibiotic use in Europe and association with resistance: A cross-national database study. *Lancet* 365(9459):579–587.
- Van Boeckel TP, et al. (2014) Global antibiotic consumption 2000 to 2010: An analysis of national pharmaceutical sales data. *Lancet Infect Dis* 14(8):742–750.
- Aarestrup F (2012) Sustainable farming: Get pigs off antibiotics. *Nature* 486(7404): 465–466.
- World Bank. Available at [data.worldbank.org](http://data.worldbank.org). Accessed March 10, 2015.
- European Medicines Agency (2013) *Sales of Veterinary Antimicrobial Agents in 25 EU/EEA Countries in 2011: Third ESVAC Report* (Eur Med Agency, London). Available at [www.ema.europa.eu/ema/index.jsp?curl=pages/regulation/document\\_listing/document\\_listing\\_000302.jsp](http://www.ema.europa.eu/ema/index.jsp?curl=pages/regulation/document_listing/document_listing_000302.jsp). Accessed March 10, 2015.
- Department of Health (2013) *UK Five Year Antimicrobial Resistance Strategy 2013 to 2018* (Dep Health, London). Available at <https://www.gov.uk/government/publications/uk-5-year-antimicrobial-resistance-strategy-2013-to-2018>. Accessed March 10, 2015.
- Van Boeckel TP, Thanapongtharm W, Robinson T, D'Aiotti L, Gilbert M (2012) Predicting the distribution of intensive poultry farming in Thailand. *Agric Ecosyst Environ* 149:144–153.
- Gilbert M, et al. (2015) Mapping the global distribution of intensively farmed chicken and pigs. *PLoS ONE*, in press.
- Sarmah AK, Meyer MT, Boxall ABA (2006) A global perspective on the use, sales, exposure pathways, occurrence, fate and effects of veterinary antibiotics (VAs) in the environment. *Chemosphere* 65(5):725–759.
- Laxminarayan R (2007) *Extending the Cure: Policy Responses to the Growing Threat of Antibiotic Resistance*. (Resour Future, Washington, DC).
- Van Boeckel TP, et al. (2012) Improving risk models for avian influenza: The role of intensive poultry farming and flooded land during the 2004 Thailand epidemic. *PLoS ONE* 7(11):e49528.
- Chung WB, Lin MW, Chang WF, Hsu M, Yang PC (1997) Persistence of porcine reproductive and respiratory syndrome virus in intensive farrow-to-finish pig herds. *Can J Vet Res* 61(4):292–298.
- Gerber P, Chilonda P, Franceschini G, Menzi H (2005) Geographical determinants and environmental implications of livestock production intensification in Asia. *Bioresour Technol* 96(2):263–276.
- Tscharntke T, Klein AM, Kruess A, Steffan-Dewenter I, Thies C (2005) Landscape perspectives on agricultural intensification and biodiversity—Ecosystem service management. *Ecol Lett* 8:857–874.
- Sami AS, Augustini C, Schwarz FJ (2004) Effects of feeding intensity and time on feed on performance, carcass characteristics and meat quality of Simmental bulls. *Meat Sci* 67(2):195–201.
- Hay SI, Guerra CA, Tatem AJ, Noor AM, Snow RW (2004) The global distribution and population at risk of malaria: Past, present, and future. *Lancet Infect Dis* 4(6):327–336.
- Dye C, Scheele S, Dolin P, Pathania V, Raviglione MC (1999) Consensus statement. Global burden of tuberculosis: estimated incidence, prevalence, and mortality by country. WHO Global Surveillance and Monitoring Project. *JAMA* 282(7):677–686.
- Wise R (2002) Antimicrobial resistance: Priorities for action. *J Antimicrob Chemother* 49(4):585–586.
- Gething PW, et al. (2014) Declining malaria in Africa: Improving the measurement of progress. *Malar J* 13:39.
- El-Lethey H, Huber-Eicher B, Jungi TW (2003) Exploration of stress-induced immunosuppression in chickens reveals both stress-resistant and stress-susceptible antigen responses. *Vet Immunol Immunopathol* 95(3-4):91–101.
- Silbergeld EK, Graham J, Price LB (2008) Industrial food animal production, antimicrobial resistance, and human health. *Annu Rev Public Health* 29:151–169.
- Walsh TR, Weeks J, Livermore DM, Toleman MA (2011) Dissemination of NDM-1 positive bacteria in the New Delhi environment and its implications for human health: An environmental point prevalence study. *Lancet Infect Dis* 11(5):355–362.
- Ganguly NK, et al.; Global Antibiotic Resistance Partnership (GARP) - India Working Group (2011) Rationalizing antibiotic use to limit antibiotic resistance in India. *Indian J Med Res* 134:281–294.
- Kakkar M, Rogawski L (2013) *Antibiotic Use and Residues in Chicken Meat and Milk Samples from Karnataka and Punjab, India: Research Scheme 34* (Public Health Found, New Delhi).
- Basnyat B (2014) Antibiotic resistance needs global solutions. *Lancet Infect Dis* 14(7): 549–550.
- Cabello FC (2006) Heavy use of prophylactic antibiotics in aquaculture: A growing problem for human and animal health and for the environment. *Environ Microbiol* 8(7):1137–1144.
- Le TX, Muneke Y, Kato S (2005) Antibiotic resistance in bacteria from shrimp farming in mangrove areas. *Sci Total Environ* 349(1-3):95–105.
- The World Bank (2013) *Fish to 2030: Prospects for Fisheries and Aquaculture* (World Bank, Washington, DC). Available at [documents.worldbank.org/curated/en/2013/12/18882045fish-2030-prospects-fisheries-aquaculture](http://documents.worldbank.org/curated/en/2013/12/18882045fish-2030-prospects-fisheries-aquaculture). Accessed March 10, 2015.
- Robinson TP, Pozzi F (2011) *Mapping Supply and Demand for Animal-Source Foods to 2030*, Animal Production Health Working Paper (Food Agric Org, Rome), No 164.
- Cogliani C, Goossens H, Greko C (2011) Restricting antimicrobial use in food animals: Lessons from Europe. *Microbe* 6(6):274–279.
- Woolhouse M, Farrar J (2014) Policy: An intergovernmental panel on antimicrobial resistance. *Nature* 509(7502):555–557.
- Allen HK, Levine UY, Looft T, Bandrick M, Casey TA (2013) Treatment, promotion, commotion: Antibiotic alternatives in food-producing animals. *Trends Microbiol* 21(3):114–119.
- Diarra MS, Malouin F (2014) Antibiotics in Canadian poultry productions and anticipated alternatives. *Front Microbiol* 5:282.
- Graham JP, Boland JJ, Silbergeld E (2007) Growth promoting antibiotics in food animal production: An economic analysis. *Public Health Rep* 122(1):79–87.
- Teillant A, Laxminarayan R (2015) Economics of antibiotic use in U.S. swine and poultry production. *Choices* 30(1):1–11.
- Warriss PD (2010) *Meat Science: An Introductory Text*. (CABI, Wallingford, UK), 2nd Ed.
- Robinson TP, et al. (2014) Mapping the global distribution of livestock. *PLoS ONE* 9(5): e96084.